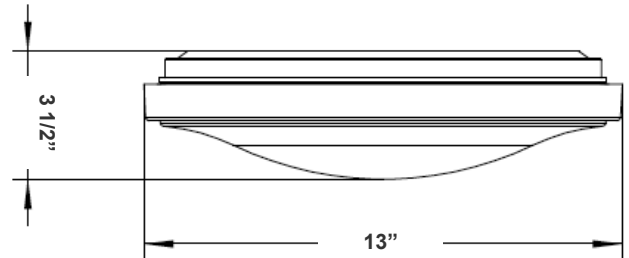


FSL-13-MCT5



The LED Flush Mount Surface Fixture is a low profile downlight intended for ceiling or wall mount applications. Driver on Board (DOB) technology, with no driver or transformer needed. These flush mount ceiling lights mount directly to a 4" deep dish junction box ideal for Residential and commercial applications.

Customer Name: _____
 Project Name: _____
 Note: _____ | Type: _____



13" (W) x 3 1/2" (H)

Features

- Construction: Spun Aluminum + Steel (Brushed Nickel Finish)
- Optics: White Translucent Acrylic Lens
- 5-Year Warranty
- 50,000 Hours Rated Life
- MCT: Multi Color Temperature (Selectable with Switch Inside Fixture)
- High Lumens

Technical Specifications

Electrical:

- Voltage: 120 VAC 60Hz
- Wattage: 20W
- Power Factor: >0.9
- Efficacy: 75 LPW

Mechanical:

- Optics: White Translucent Acrylic Lens
- Construction: Spun aluminum Steel (Brushed Nickel Finish)
- Gasket: Closed Cell Neoprene Foam Gasket
- Operating Temp: -4°F to +104°F
- Suitable for Damp Locations When Gasket is Used

Lighting:

- Dimmable Down to 10% Using a Standard TRIAC LED Dimmer
- Total Lumens: 1500LM
- Color Temperatures: 2700K/3000K/3500K/4000K/5000K
- Multi-CCT (selectable with switch is on the LED Board Under the Lens)
- Color Rendering Index: CRI ≥ 80
- IP Rating: IP20

Applications:

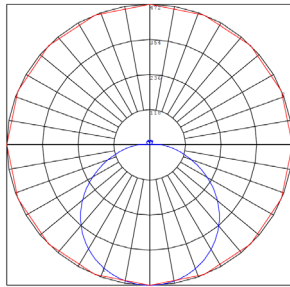
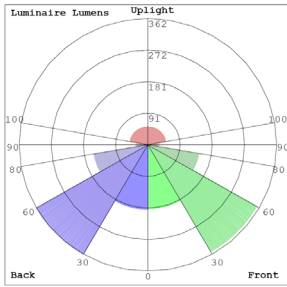
- The LED Flush Mount Surface Fixture is a low profile down light intended for ceiling or wall mount applications. Driver on Board (DOB) technology, with no driver or transformer needed. These flush mount ceiling lights mount directly to a 4" deep dish junction box ideal for Residential and commercial applications

Other Models:

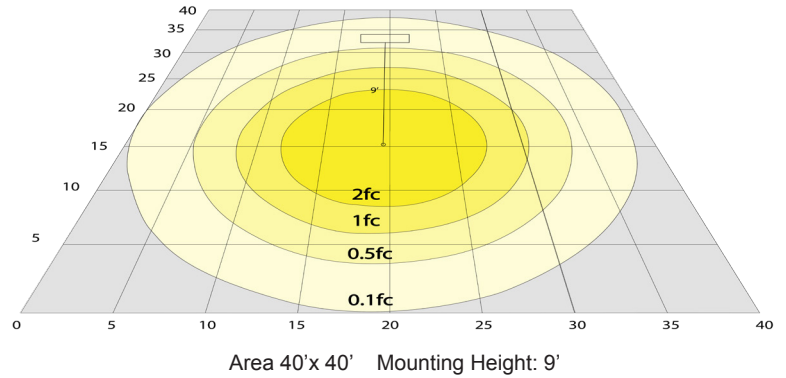
- 16W | 1200LM | FSL-11-MCT5
- 24W | 1800LM | FSL-15-MCT5



Photometrics: FSL-13-MCT5



BUG Rating: B1-U2-G1



Area 40'x 40' Mounting Height: 9'

Other Views:



Side View



Front View



Back View

Performance Table: FSL-13-MCT5

MODEL NO.	Wattage	Voltage	Lumens	Color Temp.	BUG Rating	LPW
FSL-13-MCT5	20W	120V	1500LM	2700K 3000K 3500K 4000K 5000K	B1-U2-G1	75

Sample Ordering

Model Size Color Temp.

FSL - 13 - MCT5

Factory-Installed Options:

Blank = No Option For Accessories
 OPT-SEN-2US= ULTRASONIC BI-LEVEL DIMMING
 OPT-SEN-2USRC= OPTIONAL REMOTE CONTROL

SENSOR AND EMERGENCY BATTERY BACKUP OPTIONS:



OPT-SEN-2USRC



OPT-SEN-2US

Example:

- FSL-13-MCT5 (FOR FSL 20W MCT5 FIXTURE 120V)
- FSL-13-MCT5 OPT-SEN-2US (FOR FSL 20W MCT5 FIXTURE 120V) (ULTRASONIC BI-LEVEL DIMMING)

